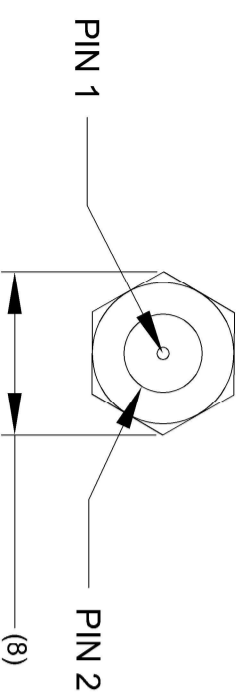


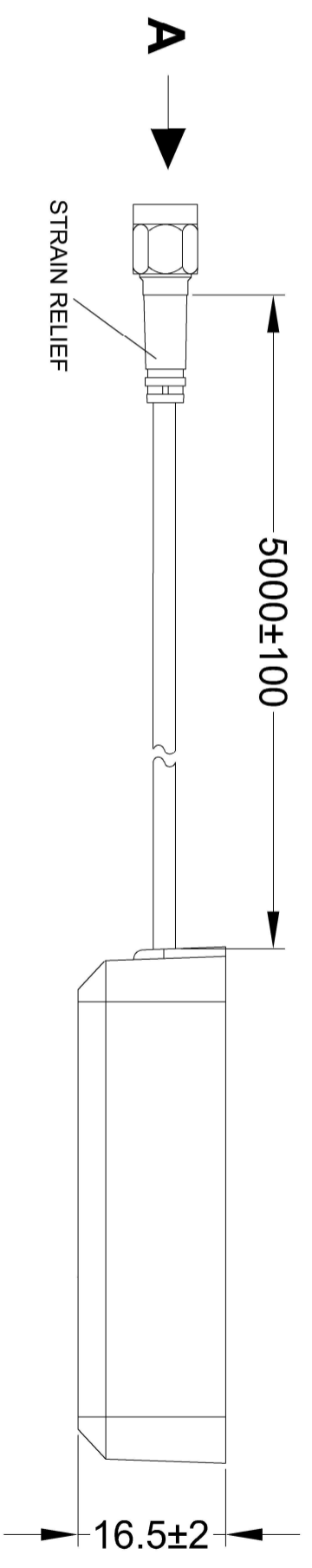
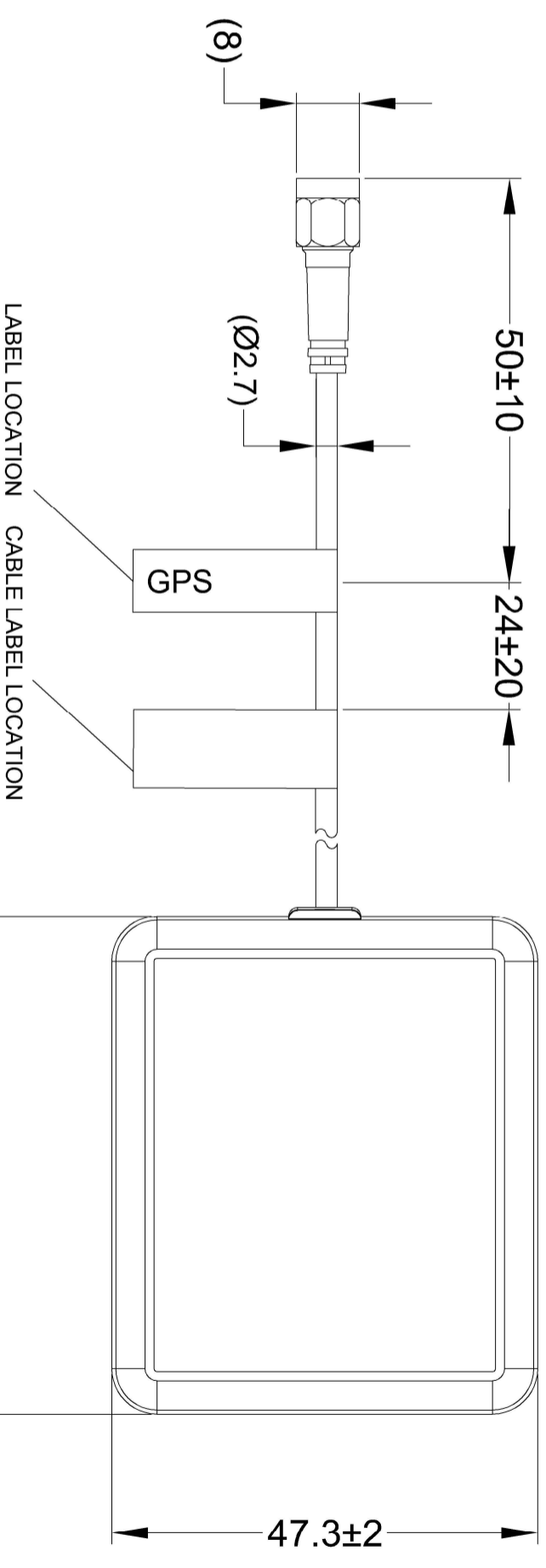
Revision Notes			
R1 -			
APA:	Drawn:--	Checked:--	Approved:--
			Date: --

VIEW A



2-PIN SMA MALE
MATING FACE

PIN #	WIRE COLOUR	DESCRIPTION
1	RED	DATA AND 3V-5V
2	BLACK	GND



NOTES:

1. REFERENCE INSTRUCTION GUIDE FOR FUNCTIONALITY.
2. FOR CABLE LABEL REFER TO LATEST REVISION OF DRAWING BE-003113-XX-15.
3. ANY CUSTOMER MODIFICATION OF THIS PRODUCT CAUSING SUBSEQUENT FAILURE IS NOT A LIABILITY OF BRIGADE ELECTRONICS GROUP PLC.
4. SUPPLIED IN CLEAR PLASTIC BAG.

PROPRIETARY NOTICE

THIS DESIGN AND TECHNICAL INFORMATION APPEARING ON THIS DRAWING IS THE PROPERTY OF BRIGADE ELECTRONICS, AND IS DISCLOSED IN CONFIDENCE. IT IS NOT TO BE COPIED, REPRODUCED, REVEALED TO OR EXPROPRIATED BY OTHERS, EITHER IN WHOLE OR IN PART WITHOUT THE EXPRESS WRITTEN CONSENT OF BRIGADE ELECTRONICS.

BRIGADE[®]
www.brigade-electronics.com

Assembly Pl Approval P. BU		Approved by S. LAVER		Checked by C. WALKER		Drawn by S.ZHANG	
Angle of Projection Third Angle		Units mm	Scale N/A	Released 13/10/20	Assembly Ref N/A		
Status RELEASED		MDR-ANT-GPS-02			Part No BE-004449-00-20		